

Home Learning Provision – Spring 2021

We have tried to take in account all the feedback we have from staff and parents this week, which I hope helps with everyone's individual home arrangements:

- Home learning activities will move learning forward
- The 3pm deadline is for pupils to know that anything submitted after that teachers will feedback the following day
- Please understand that, only being human, we may miss feeding back – if this happens please send us a polite reminder via the year group email (see below)
- Different levels of challenge are provided for the literacy and numeracy activities
- The weekly topic task is a multi-skill activity for all pupils to help develop the skills they have acquired individually at their own level
- Daily tasks will be available at 8.00am each day (if it suits your family arrangements to complete them a day in arrears, or all in one day, that is fine – there is no expectation for them to be completed on the day they are provided, although we would encourage this kind of routine if it fits with your household circumstances)
- 1 numeracy and 1 literacy task will be set Monday-Thursday
- 1 topic/mini-project activity will be set for completion over the course of 2 weeks (this will enable any relevant activities to be completed with the family over a weekend if that suits your household)
- 1 Welsh activity will be set on a Friday (these skills will also be able to be practiced during the following week)
- 1 Health & Wellbeing activity will be set on a Friday (these skills will also be able to be practiced during the following week)
- 2 literacy and 2 numeracy activities each week will be accompanied by a teacher voiced-over instruction
- The class teacher will provide 1 short video each week – this may be reading a story, talking about what they have been doing or a class assembly - please note this is not a “teaching” video
- Pupils to complete activities on an electronic device or on paper – there is no expectation or need to print sheets out
- Any issues with devices or connectivity, please contact distantlearning@rogerstoneprimary.com
- Parents, please use the year group emails to communicate with the class teachers as their own email addresses are receiving a 100 or emails a day with notifications of children's work and feedback:
 - year6@rogerstoneprimary.com
 - year5@rogerstoneprimary.com
 - year4@rogerstoneprimary.com
 - year3@rogerstoneprimary.com
 - year2@rogerstoneprimary.com

- year1@rogerstoneprimary.com
- rec@rogerstoneprimary.com (reception)
- nur@rogerstoneprimary.com (nursery)
- LRB@rogerstoneprimary.com

Please note Nursery, LRB1 and LRB3 have different arrangements to home learning arrangements that have been communicated separately by the classteachers.

Use of Games Consoles

If you are struggling with not having enough devices in your house for everyone to access, depending on the versions of some games consoles, Google classroom or See-saw can be accessed from the internet browser that comes with the systems:

Using Xbox or PlayStation to access Google Classroom

Accessing your blended learning can be done by using an Xbox or PlayStation.

Xbox

1. Plug a keyboard into the Xbox USB port
2. Go into my games and apps
3. Find Microsoft Edge and select
4. Type in: Google and login using your school Google account
5. You can then access Google Classroom using the 9 squares in the top right of the screen.
6. From there you can view assignments and use Docs, Slides and any other resources that used to complete an assignment.
7. To move around use the Xbox controller or plug in a mouse. If you don't have room for a mouse and keyboard you can get a USB splitter.

PlayStation

1. Identify the PlayStation Internet browser icon (it is WWW with dots around it)
2. Press the PlayStation logo on the controller
3. Go to the library and find options for games and applications
4. Go in to applications and you will find the Internet browser
5. Type Google into the browser and log in using your school Google account
6. From there you can view assignments and use Docs, Slides and any other resources that used to complete an assignment.

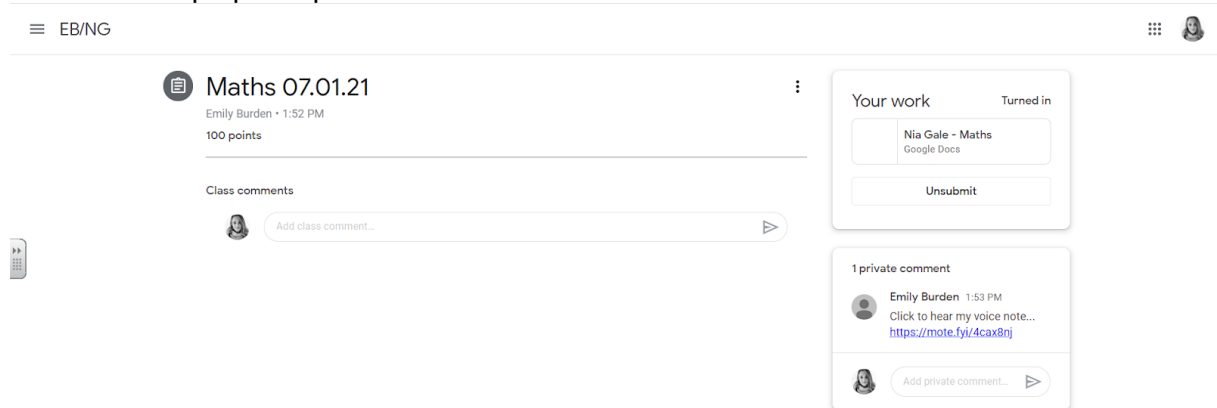


Voice Note Feedback on Google Classroom

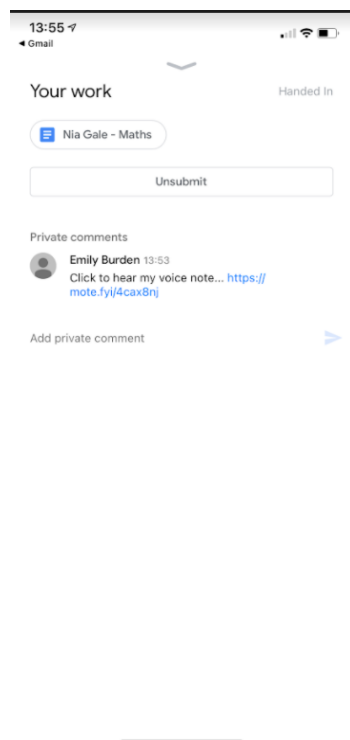
Teachers have downloaded an extension for Google Classroom that enables them to record voice notes onto the children's work. This not only enables children to receive feedback for their work but it also means they are able to hear their teacher's voice.

When this happens, it will look similar to the photographs below.

This is on a laptop/computer:

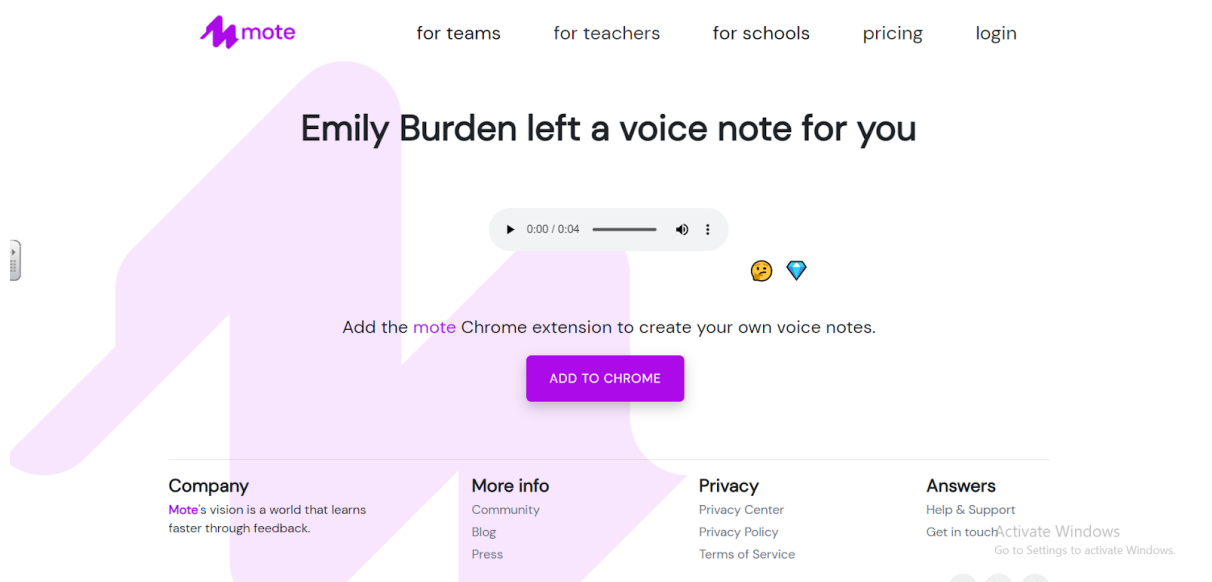


This is on a phone/iPad:

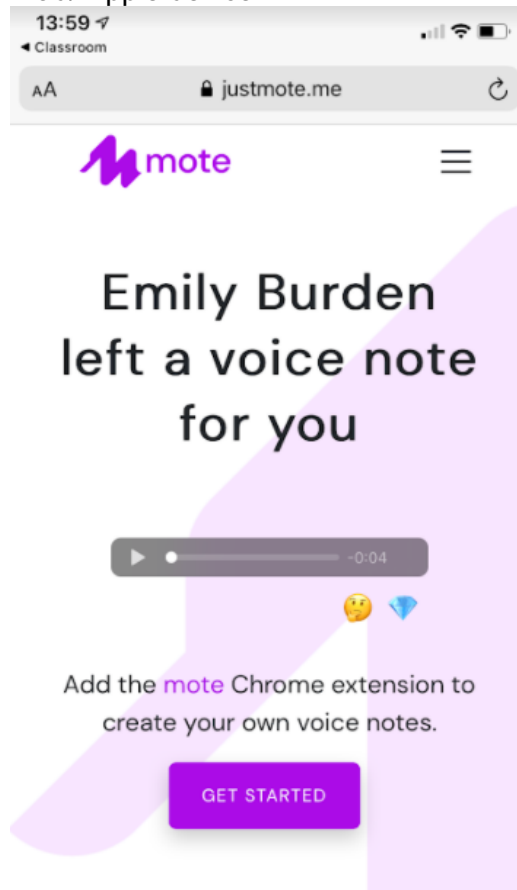


If you/your child clicks onto the link, they should be able to listen to the voice note with the feedback for their work, sometimes this takes a few seconds to load. The voice note may be up to 30 seconds long. The voice recording can be played by pressing the play button.

Laptop/ Computer



iPad/ Apple device



There is no expectation for you to download the extension for your own devices. However, there is a free option for students if they would like to send a voice note back to their teacher as a response. This should only be used to respond to their teachers on their individual work, not on the Google Classroom stream.